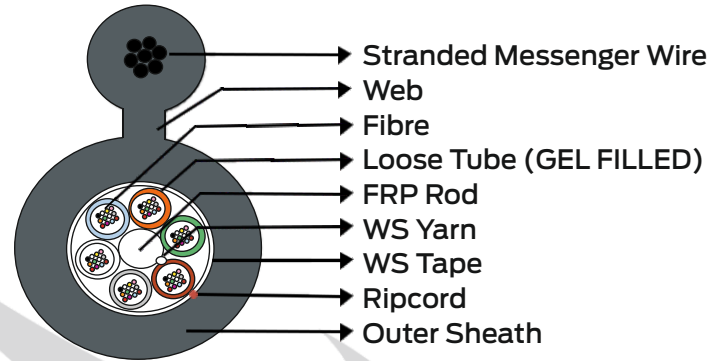
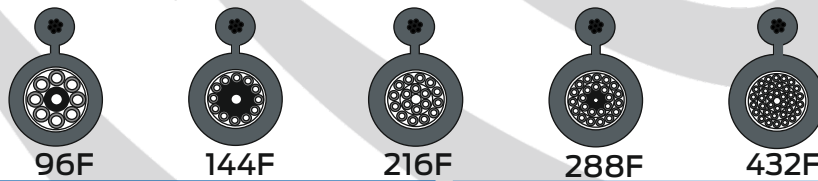


Backbone Network    Feeder and Distribution    Access Network    Aerial Long Span

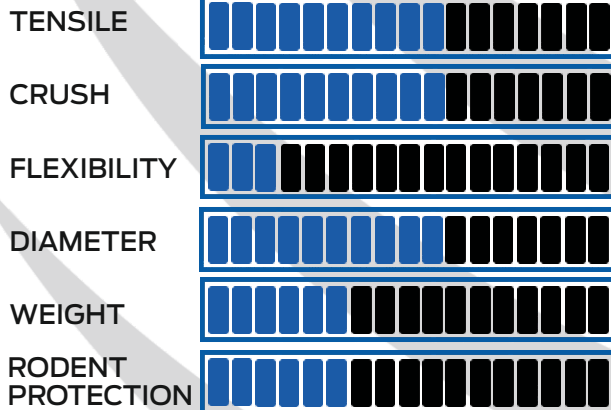


## UNARMoured MULTITUBE FIG 8



## RATING

KEY FEATURE V.LOW    LOW    MED    HIGH    V.HIGH



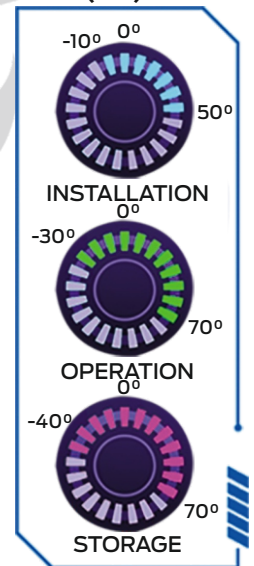
## CUSTOMIZED OPTIONS

- Different Fibre Counts
- Single mode and Multimode Fibres
- Outer Sheath in LDPE/MDPE/LSZH/LLDPE/HDPE
- Desired Sheath Colour
- Dry Core / Jelly Filled
- Polyal Moisture Barrier Tape
- Enhanced Mechanical Characteristics
- Steel Tape Armouring
- Steel wire as central strength member

## MULTITUBE UNARM FIG. 8 CABLES

TYPE	FIBRE COUNT	FIBRE/TUBE	DIAMETER (MM)	WEIGHT (KG/KM)	TENSILE STRENGTH (N)		CRUSH	BENDING RADIUS	
					I	O		I	O
1- 6T x 4F	4-24	4	9.5 x 16.0 ± 1.0	120 ± 15.0	3000	2500	2000 N/10 CM	10 X D	20 X D
1- 6T x 6F	6-36	6	9.5 x 16.5 ± 1.0	125 ± 15.0	3000	2500			
1- 6T x 8F	8-48	8	9.5 x 16.5 ± 1.0	125 ± 15.0	3000	2500			
1- 6T x 12F	12-72	12	10.0 x 17.0 ± 1.0	135 ± 15.0	3000	2500			
8T x 12F	96	12	11.5 x 19.0 ± 1.0	155 ± 15.0	3500	3000			
12T x 12F	144	12	14.3 x 23.0 ± 2.0	250 ± 25.0	3500	3000			
16T x 12F	192	12	15.0 x 23.5 ± 2.0	255 ± 25.0	3500	3000			
18T x 12F	216	12	15.0 x 23.5 ± 2.0	255 ± 25.0	3500	3000			
24T x 12F	288	12	17.0 x 26.0 ± 2.0	305 ± 30.0	4500	4000			
36T x 12F	432	12	20.0 x 29.0 ± 2.0	370 ± 35.0	5500	5000			
6T x 24F	144	24	11.0 x 20.0 ± 2.0	185 ± 20.0	3000	2500			
8T x 24F	192	24	12.5 x 21.5 ± 2.0	220 ± 20.0	3500	3000			
9T x 24F	216	24	13.0 x 22.0 ± 2.0	235 ± 25.0	3500	3000			
12T x 24F	288	24	15.5 x 24.5 ± 2.0	285 ± 30.0	4500	4000			
18T x 24F	432	24	16.0 x 25.0 ± 2.0	275 ± 25.0	5000	4500			

## TEMPERATURE PERFORMANCE (°C)



I - INSTALLATION    O - OPERATIONAL    D - CABLE DIAMETER

## STANDARD COMPLIANCE

TELECORDIA GR-20 IEC 60794 EIA/TIA ITU-T EN187000 RUS 1755.900 CPR ROHS